

ean  
congress

Helsinki  
2024

10<sup>th</sup> Congress of the  
European Academy  
of Neurology

June 29 – July 2

# Congress Report – Industry

10 years  
ean

 ean<sup>®</sup>  
european academy of neurology

[www.ean.org/helsinki2024](http://www.ean.org/helsinki2024)

## Numbers at a glance

SCIENCE SPREAD ALL OVER THE WORLD: PARTICIPANTS FROM **123** COUNTRIES



**61** INDUSTRY PARTNERS



**368**

INVITED SPEAKERS

**2,777**

SUBMITTED ABSTRACTS



**2,380**

ACCEPTED ABSTRACTS



**9,024**

PARTICIPANTS  
7,092 ONSITE  
1,932 VIRTUAL



**15**

SESSION ROOMS



**2,346 m<sup>2</sup>**

EXHIBITION

94 ONSITE EXHIBITORS INCLUDING  
36 NEUROHOOD EXHIBITORS  
4 START-UP EXHIBITORS



**31,185**



ONLINE LIVE VIEWERS IN ALL SESSIONS COMBINED

**11,597**

TOTAL ONLINE LIVE VIEWING TIME IN HOURS



**288**

SESSIONS

**25,000**

AVERAGE STEPS PER STAFF MEMBER




**82**

HOURS OF DAYLIGHT IN 4 CONGRESS DAYS




## Registration Statistics


### General Attendance 2015–2024




**Berlin 2015**  
6,434



**Copenhagen 2016**  
5,521




**Amsterdam 2017**  
6,004




**Lisbon 2018**  
6,766



**Oslo 2019**  
6,919




**Virtual 2020**  
43,844



**Virtual 2021**  
11,095



**Europe 2022**  
8,099



**Budapest 2023**  
7,722



**Helsinki 2024**  
9,024

## Gender

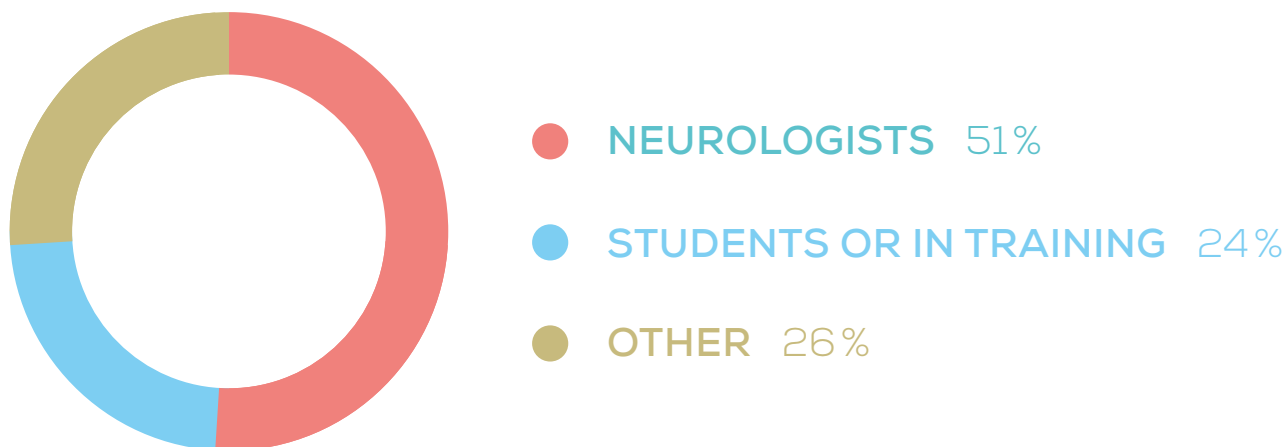
**MALE**  
52.4%

**FEMALE**  
47.4%

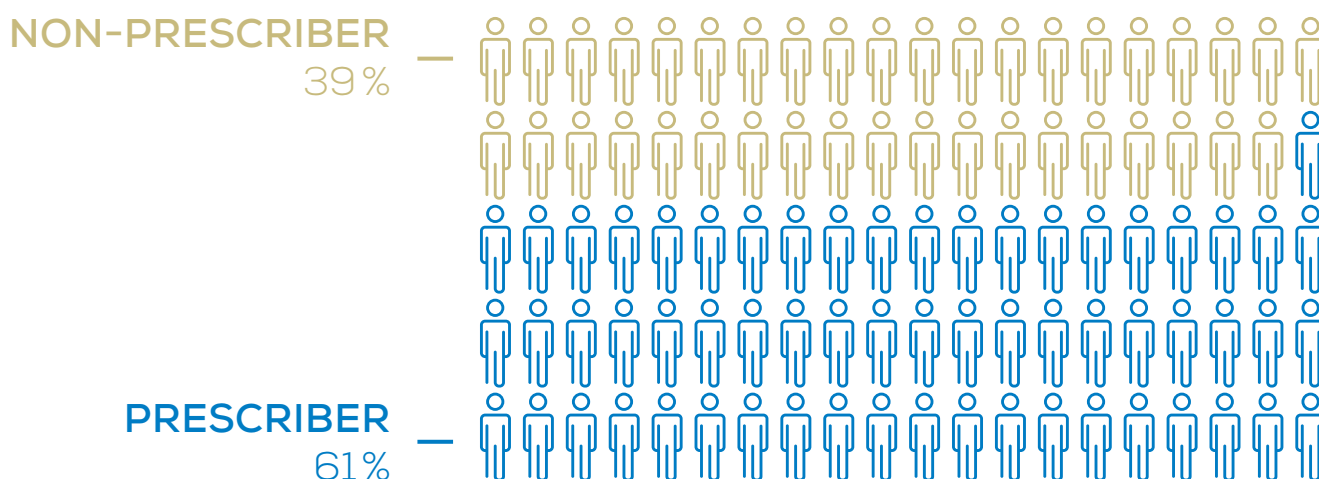
**DIVERSE**  
0.1%



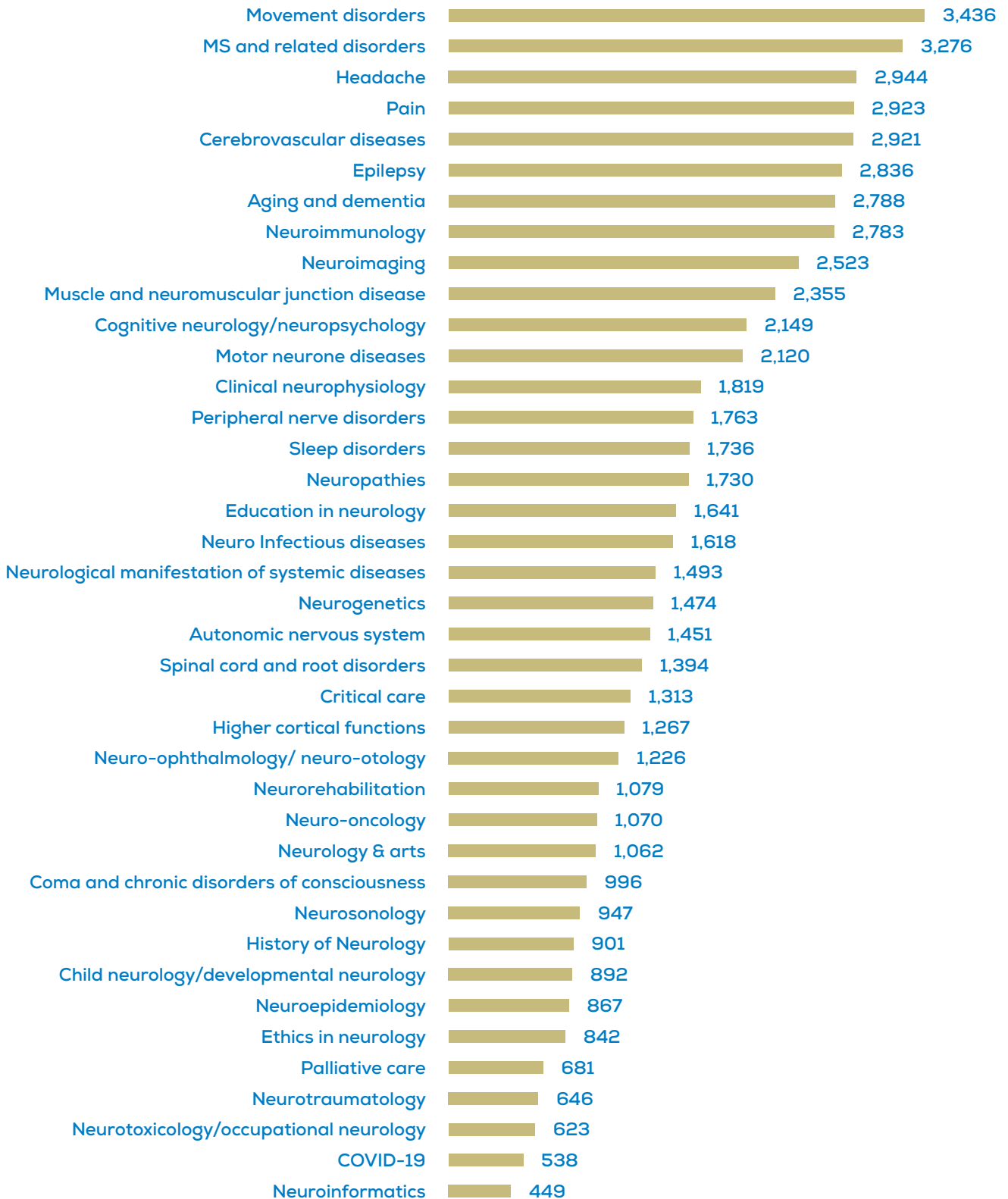
CongressProfession



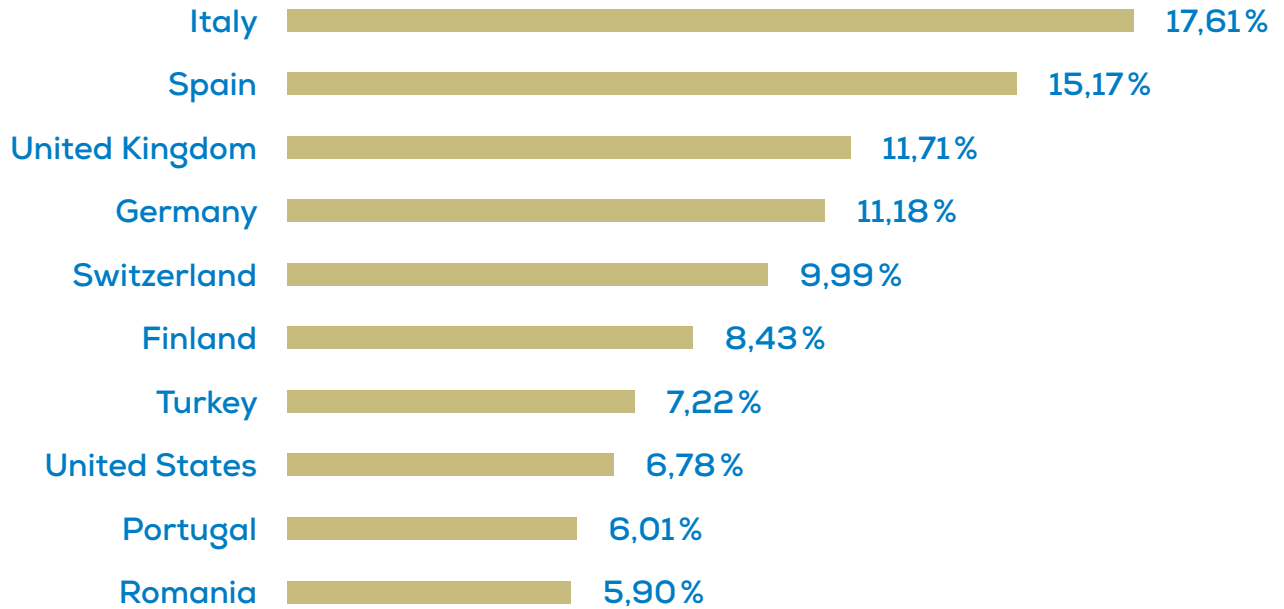
Prescribers vs. Non-Prescriber



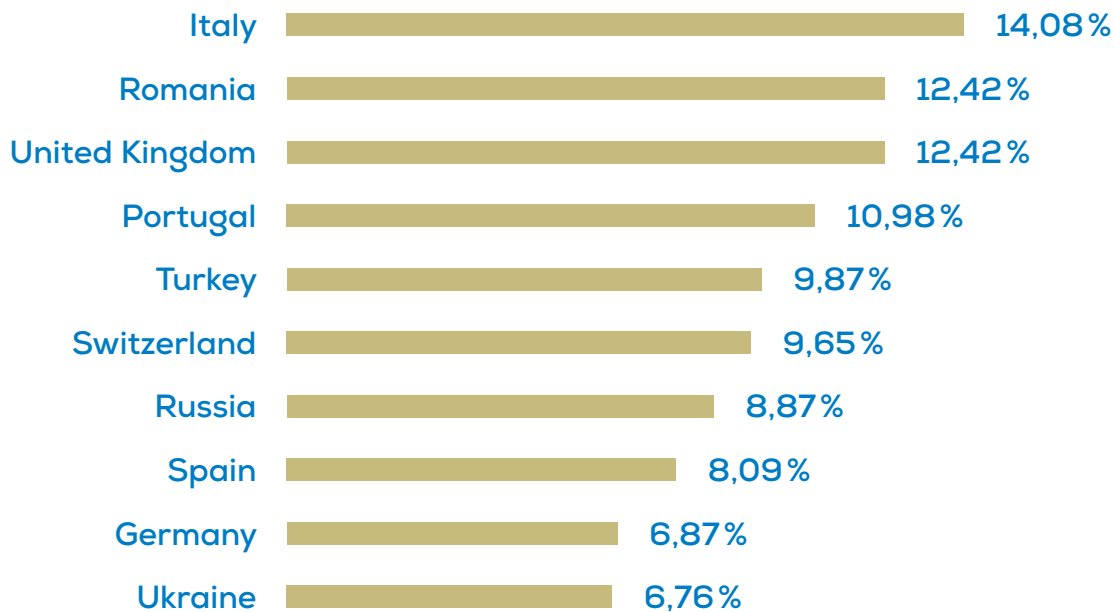
## Participants by topic of interest



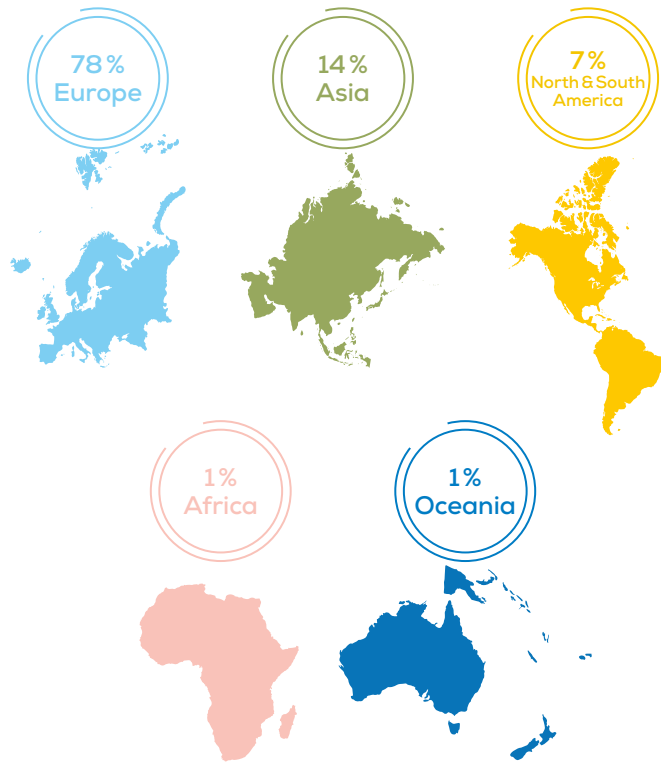
Top 10 Countries (onsite and virtual registrations)



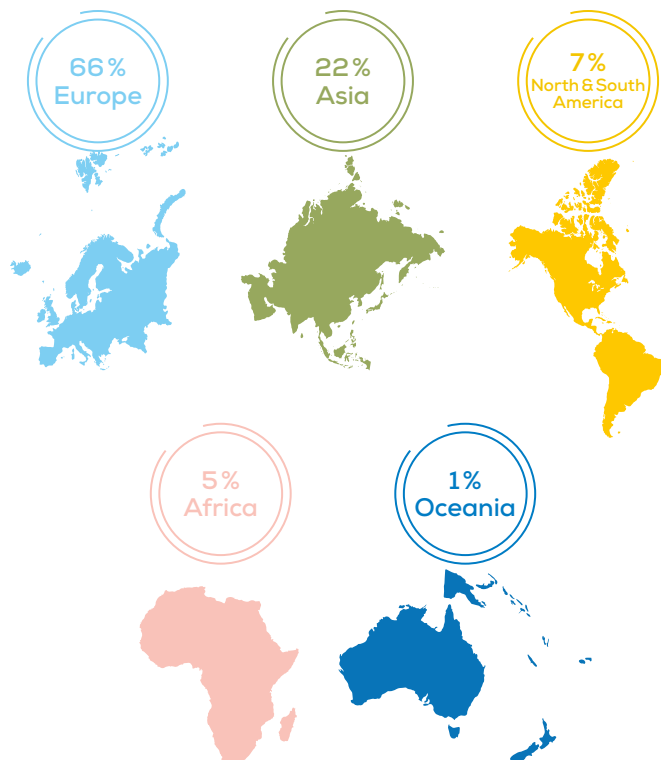
Top 10 Countries (virtual registrations only)



Participants by Continent (onsite and virtual registrations)



Participants by Continent (virtual registrations only)



## Programme Statistics

**288** SESSIONS IN TOTAL  
INCL. INDUSTRY SESSIONS

**36** SCIENTIFIC SESSIONS

- 4 Plenary Sessions
- 4 Topical Symposia
- 7 Symposia
- 15 Focused Workshops
- 6 Special Sessions

**91** EDUCATIONAL SESSIONS

- 18 Teaching Courses
- 8 Interactive Sessions
- 8 Case Based Workshops
- 4 Career Development Sessions
- 10 Hands on Courses
- 35 Scientific Theatre Sessions
- 1 Networking Session
- 7 Controversy Sessions

**118** ORAL, EPRESENTATIONS &  
EPOSTER SESSIONS

- 19 Oral Sessions
- 42 ePresentation Sessions
- 56 ePoster Sessions
- 1 Tournament Final

**9** TV STUDIO  
SESSIONS

**34** INDUSTRY SESSIONS

- 20 Satellite Symposia
- 10 Satellite Sessions
- 4 Forum Talks

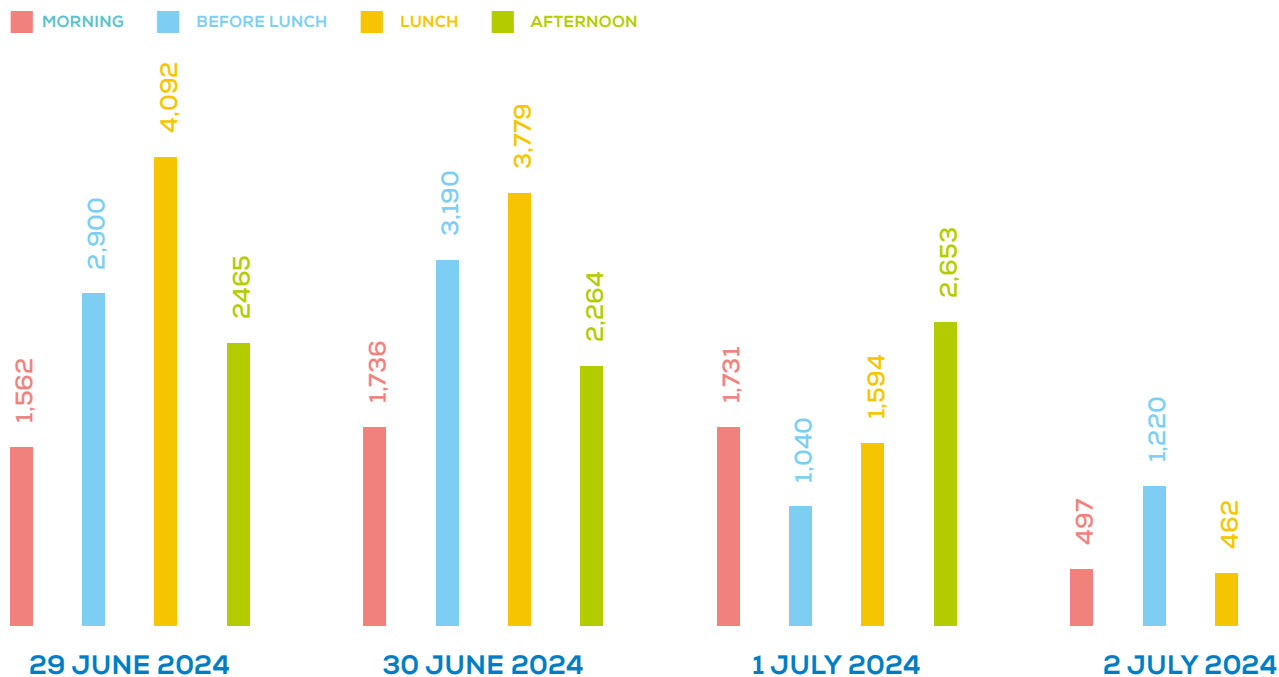
**368** INVITED  
SPEAKERS

**15** SESSION ROOMS

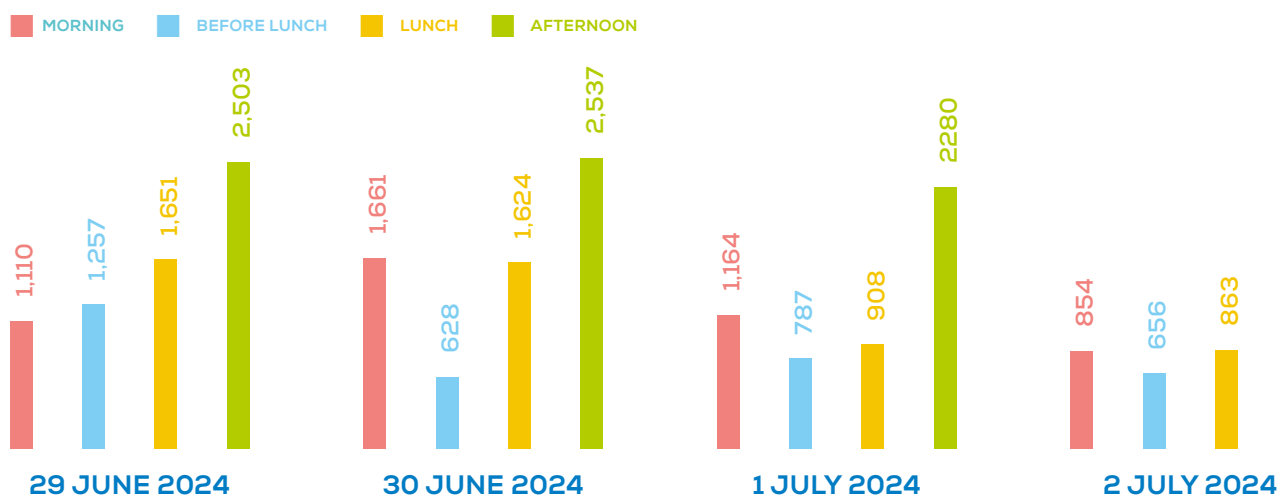
- 1 Main Auditorium
- 10 regular session rooms
- 1 Scientific Theatre
- 1 Case Based Workshop Room
- 1 Hands on Course Room
- 1 TV Studio



### Session Participation per daytime (onsite)



### Unique Viewers Live per daytime (virtual)

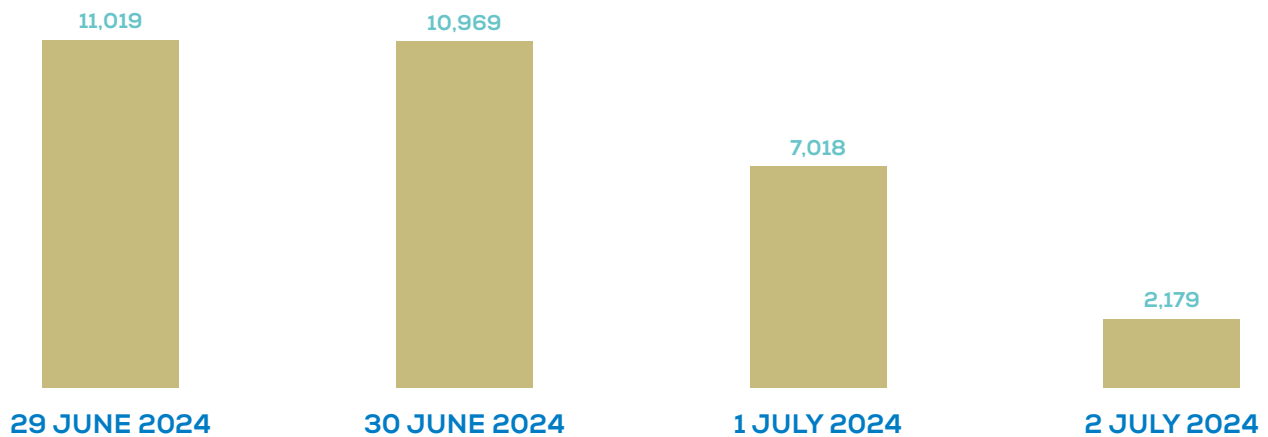


## Virtual Congress Platform Statistics

### Session Attendance live

31,185 TOTAL LIVE VIEWERS

11,597 H TOTAL LIVE VIEWING TIME



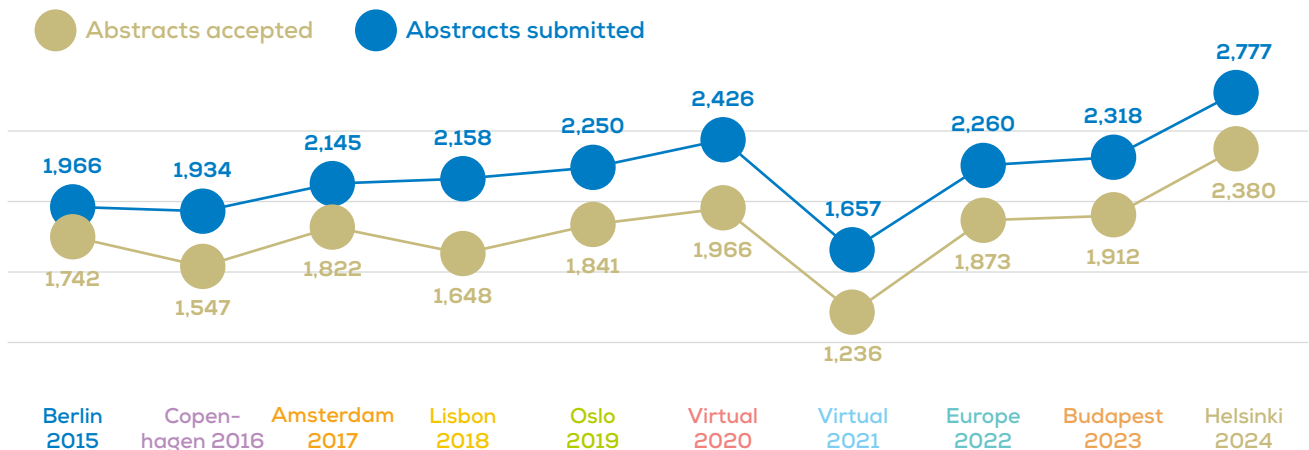
### On-Demand Performance

15,120 TOTAL ON-DEMAND VIEWERS

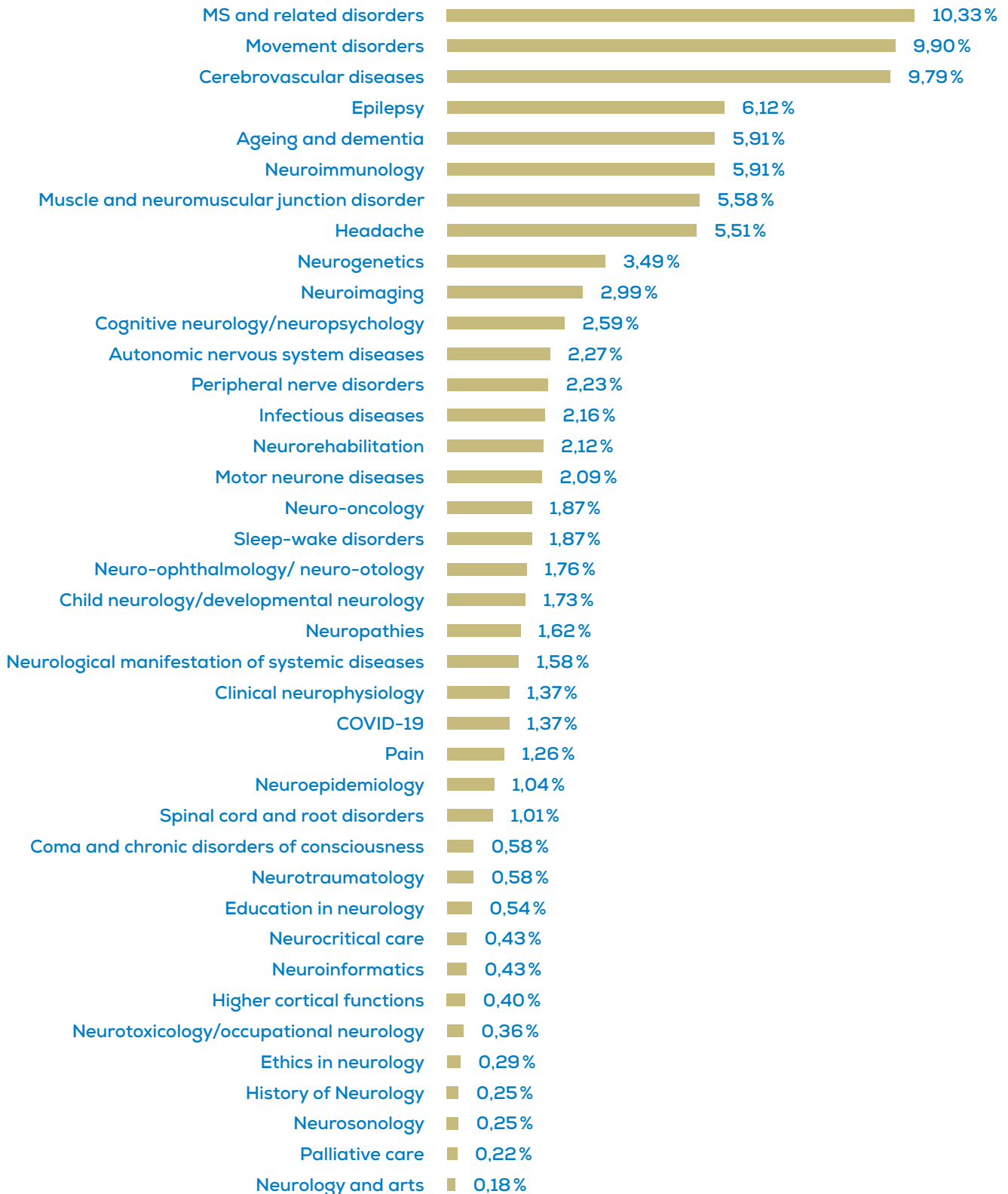
4,943 H TOTAL ON-DEMAND VIEWING TIME

## Abstract Statistics

### Abstract Submission / Acceptance 2015–2024



## Abstracts submitted by topic



## Industry Activities

### 5 PREMIUM SPONSORS

abbvie

MERCK



sanofi

teva

### 8 MAJOR SPONSORS

ALEXION<sup>®</sup>  
AstraZeneca Rare Disease

AMGEN

argenx

Biogen

Lundbeck

Pfizer

Takeda

ucb  
Inspired by patients.  
Driven by science.

### 7 TOP SPONSORS

AMYLYX<sup>®</sup>

Bristol Myers Squibb

Eisai

idorsia

Johnson & Johnson

Lilly

NOVARTIS

### 5 CONTRIBUTORS

Angelini  
Pharma

Bial  
100 YEARS

GRIFOLS

novo nordisk<sup>®</sup>

Zambon

### 31 SPONSORS & EXHIBITORS

Annexon Biosciences | AstraZeneca | Britannia Pharmaceutical | CeGaT | CNSystems | DEYMED Diagnostic | Finapres Medical Systems | Fujirebio | Impeto Medical | Insightec | Jazz Pharmaceutical | Kyverna Therapeutics | Lifespin | Mayo Clinic Laboratories | MDPI | Medoc | Natus | NeuroDerm | Optomed | Orangebrain | Orion Pharma | Ottobock | Peer Voice | PTC Therapeutics | Regeneron Pharmaceuticals | Sooma Medical | Springer Healthcare | Storz Medical | Wieslab Diagnostic Services | Wisepress | Wolters Kluwer

### 4 START-UPS

Adamant Health | Bulbitech | Nadmed | X-Systems

Exhibition space, virtual exhibition and industry sessions  
EAN Congress 2016–2024

|                                     |                                    |                                   |
|-------------------------------------|------------------------------------|-----------------------------------|
| <b>ean congress Copenhagen 2016</b> | <b>ean congress Amsterdam 2017</b> | <b>ean congress Lisbon 2018</b>   |
| 1,687 sqm exhibiton                 | 1,940 sqm exhibiton                | 2,230 sqm exhibiton               |
| 14 Satellite Symposia               | 17 Satellite Symposia              | 20 Satellite Symposia             |
|                                     | 7 Forum Talks                      | 1 3-Day Satellite Sessions        |
|                                     |                                    | 9 Forum Talks                     |
| <b>ean congress Oslo 2019</b>       | <b>ean congress virtual 2020</b>   | <b>ean congress virtual 2021</b>  |
| 2,615 sqm exhibiton                 | 50 virtual exhibitors              | 56 virtual exhibitors             |
| 20 Satellite Symposia               | 20 Satellite Symposia              | 24 Satellite Symposia             |
| 2 3-Day Satellite Sessions          | 2 3-Day Satellite Sessions         | 6 3-Day Satellite Sessions        |
| 8 Forum Talks                       | 9 Forum Talks                      | 4 Forum Talks                     |
|                                     |                                    | 2 Early Bird Satellite Sessions   |
| <b>ean congress Europe 2022</b>     | <b>ean congress Budapest 2023</b>  | <b>ean congress Helsinki 2024</b> |
| 2,332 sqm exhibiton                 | 2,387 sqm exhibiton                | 2,346 sqm exhibiton               |
| 10 virtual exhibitors               | 5 virtual exhibitors               | 12 Product Theatre Sessions       |
| 23 Satellite Symposia               | 25 Satellite Symposia              | 20 Satellite Symposia             |
| 5 3-Day Satellite Sessions          | 2 3-Day Satellite Sessions         | 10 Satellite Sessions             |
| 4 Forum Talks                       | 8 Forum Talks                      | 4 Forum Talks                     |
| 1 Early Bird Satellite Sessions     |                                    |                                   |

## Benchmarks for Industry Sessions Attendance

### Session Attendance of Industry Sessions (onsite)

| Value   | 29 June 2024 | 30 June 2024 | 1 July 2024 | all days |
|---------|--------------|--------------|-------------|----------|
| Sum     | 2869         | 5042         | 4687        | 12663    |
| Max     | 480          | 825          | 600         | 825      |
| Min     | 13           | 15           | 15          | 15       |
| Median  | 132          | 109          | 49          | 109      |
| Average | 143          | 229          | 187         | 184      |

### Unique live viewers of Industry Sessions per day (virtual)

| Value   | 29 June 2024 | 30 June 2024 | 1 July 2024 | all days |
|---------|--------------|--------------|-------------|----------|
| Sum     | 1446         | 1484         | 814         | 3744     |
| Max     | 212          | 248          | 213         | 248      |
| Min     | 121          | 1            | 33          | 1        |
| Median  | 162          | 130          | 144,5       | 436,5    |
| Average | 161          | 135          | 136         | 144      |

### Live watch time in minutes of Industry Sessions per day (virtual)

| Value   | 29 June 2024 | 30 June 2024 | 1 July 2024 | all days |
|---------|--------------|--------------|-------------|----------|
| Sum     | 741          | 266          | 164         | 1171     |
| Max     | 62           | 24           | 18          | 62       |
| Min     | 4            | 1            | 5           | 1        |
| Median  | 18           | 9            | 11          | 3076     |
| Average | 21           | 10           | 11          | 15       |